

STUDENT POWER POINT

REGARDING

ALICE Training



School Safety and Security

ALICE





Safety, Empowerment, Preparedness

A	=	Alert
L	=	Lockdown
I	=	Inform
C	=	Counter
E	=	Evacuate

- **ALICE** training changes how schools respond to intruders in the school.
- **ALICE** is a set of proactive strategies that provide options for everyone to be safe.
- **ALICE** is not sequential.


What is **ALICE**?

A=Alert

- To be alert, we use our eyes  and ears  to notice anything out of the ordinary.
- When we see something out of the ordinary, we **ALERT** an adult/teacher.
- All individuals entering our school need to wear one of the following:
 - **VISITOR** badge around their neck, or
 - Appleton Area School District **ID badge**

L=Lockdown

- When there is an intruder in our school building, an adult/teacher will decide to either:
 - 1. Have students find a safe route to evacuate the building or
 - 2. Remain in the classroom, go in to Lockdown and barricade the door.



I = Inform

- We are all empowered to keep our school safe.
- If you see something that doesn't seem right and causes concern, inform an adult/teacher **right away**.
- If you are aware of an intruder in the building, make sure you are safe before **informing an adult or calling 911**.
- When telling an adult/teacher, use clear language to communicate important details regarding the intruder.

C=Counter

- Counter (distracting the intruder) is done as a last resort if an intruder gets into the classroom.
- Distracting an intruder might include throwing items, making noise and not staying in one place.
- During this distraction, get away from the danger and evacuate the building to a predetermined rally point.
 - A rally point, is a predetermined location where everyone will go after evacuating the building.

E=Evacuate



- When we decide to evacuate from a classroom, follow the adult/teacher's directions to find a safe exit from the building.
- If you are not in the classroom, use the safest and quickest route to exit the building.
- Once outside, run to the rally point.

Where else can we use ALICE?

- Home
- Store
- Walking outside
- Restaurant
- Anywhere

